

### 3. Safety Distances

Within a radius of 100 cm in front of and 40 cm around the stove, flammable, combustible, or heat-sensitive materials (e.g. furniture, wood or plastic panelling, curtains, etc.) are not allowed to be located in the heat radiating area of the fire box window (Fig. 1).

With regard to flammable materials beyond the heat radiating area, a safety distance of 20 cm at the sides of the stove and 20 cm behind the stove has to be adhered to (Fig. 1).



#### WARNING!

**Flammable flooring materials (e.g., wood, laminate, carpeting,) must be protected with a floorplate made of non-combustible material (e.g., tiles, safety glass, slate, or sheet steel). If a floor plate is required, its size must match the rotating range of the stove.**

**The size of the floorplate must be larger than the base of the stove by at least 50 cm in front and at least 21 cm at the sides of the stove (Fig. 2).**

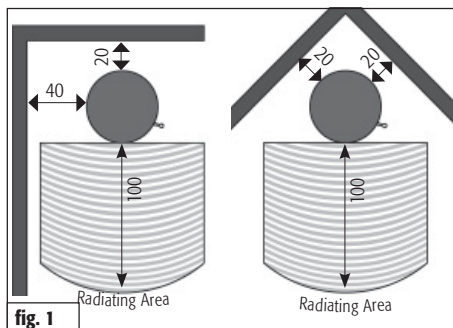


fig. 1

Dimensions in cm

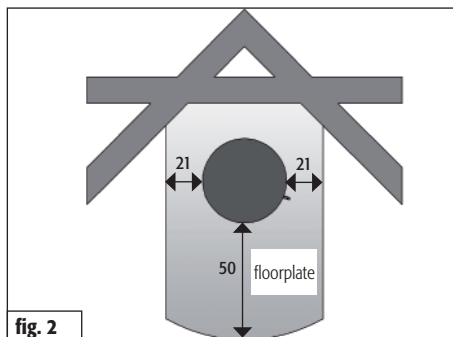


fig. 2

Dimensions in cm

### 4. Fuel Load Sizes and Thermal Output

The thermal output depends on the amount of fuel you put in the stove. When adding more fuel, please do not exceed the maximum fuel load size of 2 kg. Exceeding the maximum fuel load size leads to a danger of overheating, which can result in damage to the stove and the risk of a stove fire.



#### NOTE!

**To attain a thermal output of approx. 6 kWm, burn wood logs that weigh 1.5 kg and are no longer than 25 cm in length for about 45 min. (with brown coal briquettes 3 briquettes with a total of approx. 1,5 kg at approx. 60 min).**



#### NOTE!

**To attain a thermal output of approx. 3.0 kWm, burn wood logs that weigh 0.5 kg and are no longer than 25 cm in length for about 30 min. (with brown coal briquettes 1 briquette with a total of approx. 0,5 kg at approx. 30 min)..**

The Bari is intended for intermittent operation, please only apply one fuel layer at a time.

## 12. Technical Data

The **Bari**, certified in compliance with **DIN-EN 13240 : 2001 + A2 2004 and Art. 15 a B-VG (Austria)**, can only be operated when the fire box is closed; more than one device can be connected to the chimney.

**VKF-No.:** 14262; **Inspection Report No. (A):** FSPS- WA 2005-A

The following data applies to the chimney characteristics in accordance with EN 13384-1 / 2

Combustion Values	Wood	Briquette	
Nominal Thermal Output	6	6	kW
Waste Gas Mass Flow Rate	5,5	5,5	g/s
Waste Gas Outlet Temp.	320	320	°C
Min. Supply Pressure at Nominal Thermal Output	12	12	Pa
CO content at 13% O2	1104	882	mg/m <sup>3</sup>
Efficiency	80	79	%
Particulate	13	26	mg/m <sup>3</sup>

Depending on the insulation of the building, the nominal thermal output of **6 kW** indicated on **20 - 80 m<sup>2</sup>** (subject to change)

Dimensions:	Height	Width	Depth
<b>Stove</b>	107,5 / 111,5 / 112 cm	48 cm	48 cm
<b>Fire box</b>	43 cm	28 cm	30 cm

	Steel	Ceramic	Soapstone
<b>Weight</b>	146 kg	165 kg	205 kg
	140 kg with ceramic		
	154 kg with soapstone		


Fire Box Opening: 1185 cm<sup>2</sup>

Flue pipe diameter: 15 cm

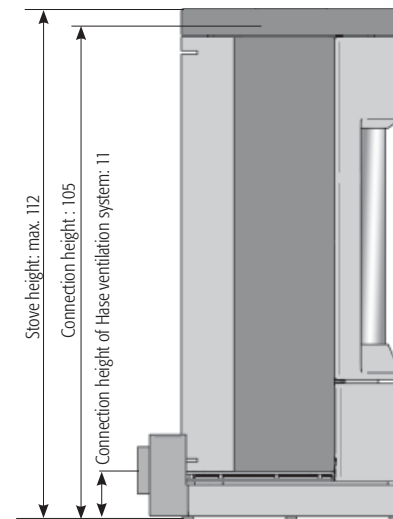
Pipe diameter of Hase ventilation system\* 10 cm

Rotating system not applicable if Hase ventilation system is used!

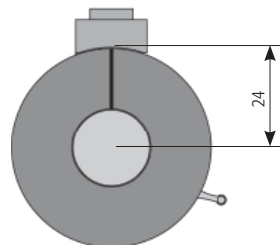
Front view



Side view



Top view



Stove's angle of rotation: 360° -  
Can be stopped in place and locked right/left  
in 15° gradients.  
Observe safety distances to  
combustible or flammable materials!

\* For separate air supply in low-energy houses  
and insufficient combustion air supply in the  
room where the stove is installed